

TEMPERATURE LIMITING VALVE CONTROL PACK

CODE:
PB 970010

Suitable for Floor Heating Systems of up to 5m²

Description

This control method, utilising a thermostatic flow temperature control valve adequately controls the floor surface temperature of the Overlay Floor Heating System.

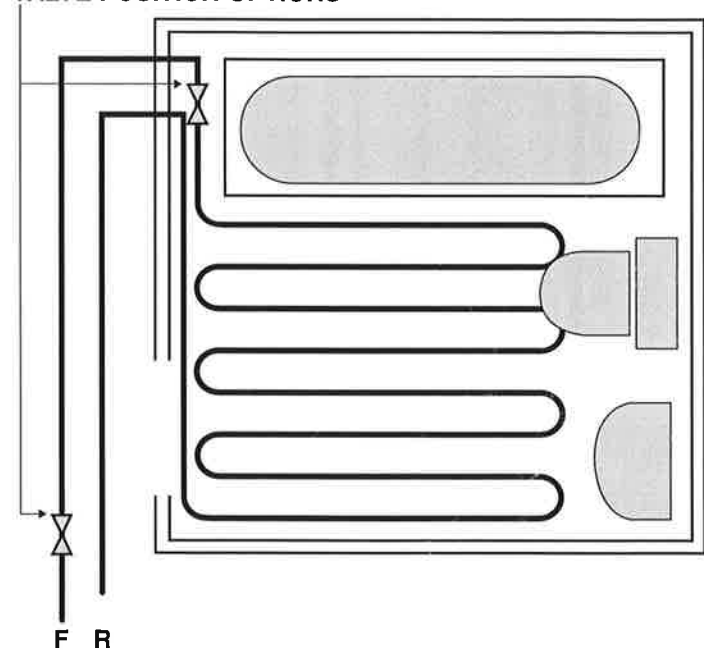
The Valve will admit pulses of water into the UFH system and is only suitable for areas of up to 5m².

Valve Position

The valve is positioned on a 15mm heating flow pipe, prior to the connection of the Underfloor Heating System.

This can be positioned either in the room to be heated, e.g. beneath the bath or anywhere on the pipe which serves the circuit. The valve should be accessible for initial adjustment however there should be no need to require access to the valve regularly.

VALVE POSITION OPTIONS



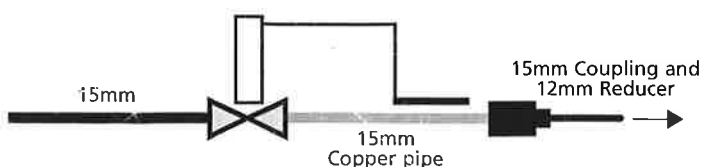
Valve Installation

The Valve has to be installed on the heating flow ensuring the arrow on the valve is in the direction of flow.

The Thermostat Phial is strapped to the flow pipe after the valve pipe using the enclosed self adhesive tape, a short (150mm) length of 15mm copper pipe will ensure more accurate temperature sensing.

The setting of the valve will vary slightly depending on the system to which it is to be connected.

The recommended settings are between 6 and 8 on the valve head.



TEMPERATURE LIMITING VALVE CONTROL PACK

CODE:
PB 970010

Suitable for Floor Heating Systems of up to 5m²

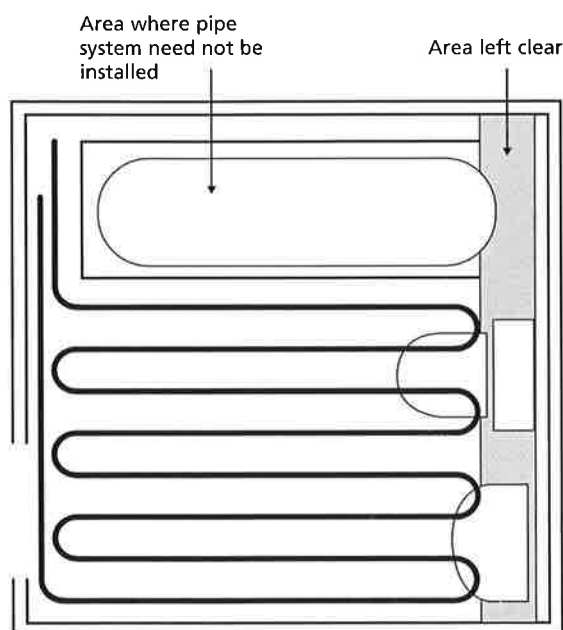
Overlay Installations in Bathrooms

Although you may choose to lay the Overlay panel beneath baths or showers, it is not necessary to install pipe in this area should you not wish to. Similarly, where the installation of appliances require flooring to be penetrated by service or drainage pipework the Overlay heated section should be kept clear of these areas.

This can be achieved by using Overlay panel in these areas to bring the piped section, or return bends clear of such obstructions.

Please note:

If installing Overlay to an existing bathroom, the floor height will be raised by 18mm plus the floor covering. Fixed positions of service pipes or drain connections can be adjusted to their new positions utilising the following Polypipe products.



Tap Connectors

15mm x 1/2" Flexible Tap Connector PB6815
15mm x 3/4" Flexible Tap Connector PB681534
22mm x 3/4" Flexible Tap Connector PB6822

Telescopic Traps

Bottle Trap 75mm seal Telescopic - 32mm WPT47 - 40mm WPT48
Tubular Swivel P Trap 75mm seal Telescopic - 32mm WT64 - 40mm WT63

Offset Pan Connectors

Kwickfit 40mm offset - SK52
Kwickfit 12mm offset - SK46

Polypipe Building Products Limited
Broomhouse Lane, Edlington, Doncaster DN12 1ES
Telephone: 01709 770000 Fax: 01709 770001



POLYPLUMB
HEAT & COOLING PIPES & HEATING SYSTEMS